


GUBI

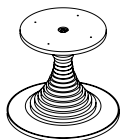
ASSEMBLY INSTRUCTIONS

for

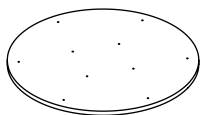
Tavolo a Dischi



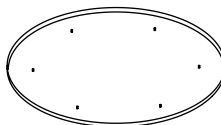
CONTENTS



x1



x1



x1



x10



x10



x10

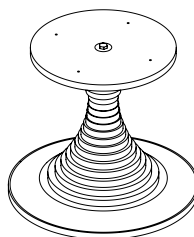
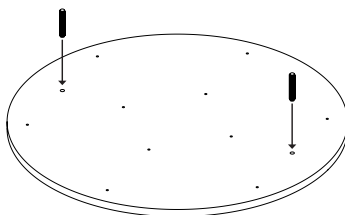


x2

1.

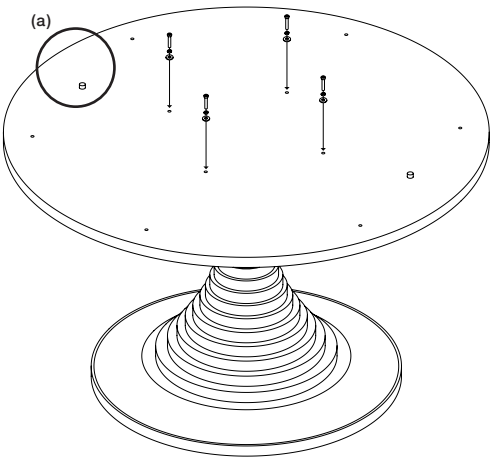
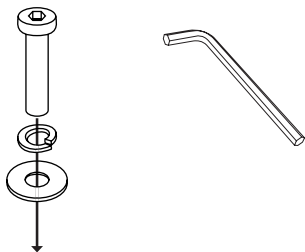
Place the smaller wooden support disk on top of the base, aligning the holes of the base with the ones of the disc;

Once you have positioned the disk, place the wood dowels in the highlighted position on the right picture.



2.

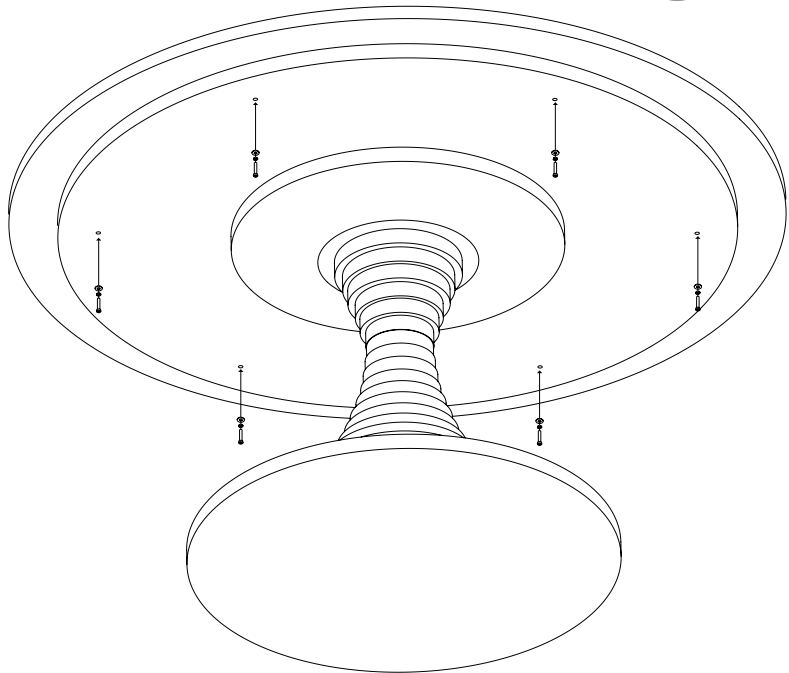
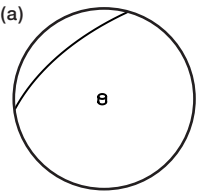
Screw four screws and washers down into the support using a hexagonal key (n5), following the sequence of pieces down illustrated here;



3.

Using the centering pins(a) place the bigger disc on top of the smaller one and aligning the holes, screw from the bottom six screws using the sequence of parts previously indicated.

Before screwing all the screws completely, position them all and loosely screw them in place and once done you can tighten them up.





CARE INSTRUCTIONS

Daily cleaning of lacquered surfaces can be done by wiping the surface with a clean, dry cloth in the direction of the grains or slightly damp cloth. Should the surface need more attention use water and a light detergent or soap applied with a damp cloth. Wipe after with a clean dry cloth. Avoid any abrasive materials.

For the best maintenance of the product, protect it against sunlight and heat, and try to keep it away from moisture and grease. Furthermore, protect the surfaces against sharp objects and anything that might cause scratches. A hot object at must have at all times have a heat proof mat or trivet underneath, otherwise it will damage the lacquered surface

VENEERED PRODUCTS

GUBI's veneered wood products are made of real wood veneer attached to MDF (Medium Density Fiberboard). The veneer is only 0.6-1,2 mm thick, so do not try to sand the product. Given that the product is made of real wood, color and structural differences will occur naturally. Furthermore, the color of the product will change over time due to sunlight and light in general. We therefore recommend that you frequently move the objects around that have been placed on top of the product, to ensure an even surface. Veneered products are protected by a clear lacquer but excessive use of water, or fluid left on the surface will penetrate the lacquer and result in damage to the veneer



For enquiries contact GUBI A/S - CVR: 17940384
Orientkaj 18-20, 2150 Nordhavn, Copenhagen, Denmark
T +45 69 15 60 60 – order@gubi.com
GUBI.COM
